



Choosing the most appropriate NumberSense Workbook for a child

Children will benefit most from the NumberSense Workbook Series if they start with the workbook that matches their stage of number sense development. In that way they will be able to work confidently and independently through the workbook.

The workbooks are developmental in nature. Each workbook builds on the concepts and skills developed in the previous workbook. To gain as much as possible from the workbook series children should work through the materials in the sequence that they appear in the workbook.

To help you choose the NumberSense Workbook that is most appropriate for a particular child; three sample pages are available for each of the 26 workbooks in the series. These sample pages are available in all of the languages that the booklets have been translated into. The purpose of these sample pages is to assist you to decide on the first workbook that a child will start working in.

Using the sample pages to choose the most appropriate workbook for a child

Use the *NumberSense Workbook Grade Guide* at www.NumberSense.co.za to determine the ideal workbook for a child based on their Grade and the time of the year. Then:

- Start with the sample pages from the workbook at least four workbooks before the ideal one.
- Let the child work through these pages by him/herself.
 - If the child finds the activities on the pages too easy (and gets all the answers correct); repeat the exercise with the sample pages from the next workbook.
 - If the child struggles with the pages then repeat the exercise with the sample pages from an earlier workbook in the series.

The best initial workbook for a child is the workbook before the one in which the child starts to struggle.

Having decided on an initial workbook for a child let him/her work through that workbook and those that follow at a pace of at least one page per day.



1. Skryf die name.

• 998 negenhonderd agt en negentig

• 999 _____

• 1 000 _____

• 1 001 eenduisend en een

• 1 002 _____

• 1 003 _____

• 1 008 _____

• 1 009 _____

• 1 010 eenduisend en tien

• 1 011 _____


• 1 020 eenduisend en twintig

• 1 021 _____

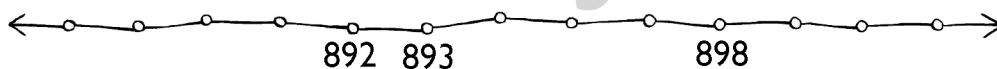
• 1 200 eenduisend tweehonderd

• 1 201 _____

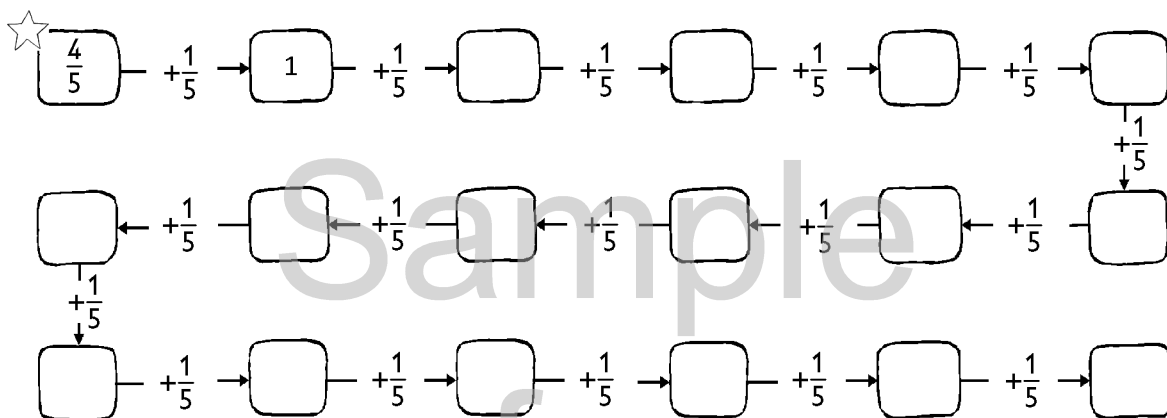
2. Werk die reël uit en voltooi.



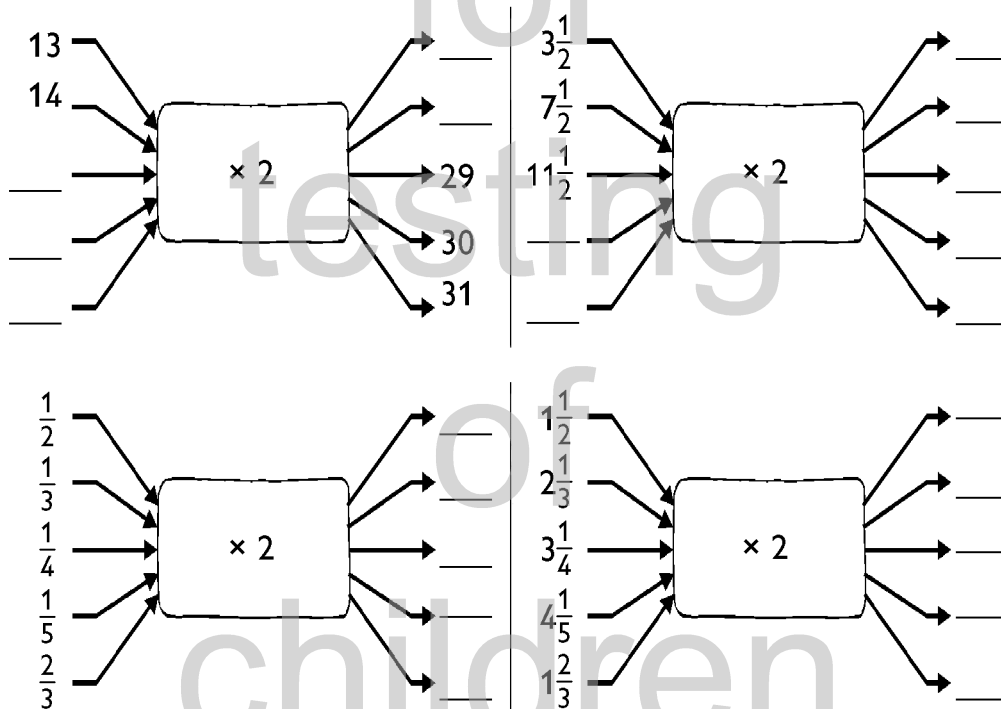
3. Voltooi.



1. Voltooi.



2. Voltooi.



3. Jan het R244. Sara het R170. Hoeveel geld moet Jan vir Sara gee sodat hulle ewe veel geld het?





100 jaar = 'n eeu

1. Voltooi.

- 100 ; 200 ; ____ ; ____ ; ____ ; ____ ; ____ ; ____ ; ____

10 eeue maak ____ jaar.



1 000 jaar = 'n millennia

- 1000 ; 2000 ; ____ ; ____ ; ____ ; ____ ; ____ ; ____ ; ____

10 millennia maak ____ jaar.

2. Daar is 7 spelers in 'n netbalspan. Voltooi die tabel.

Netbalspanne	1	2	3	4	5	10	20	
Spelers	7	14						147

Wat is?

- 5×7
- 20×7
- 23×7
- $7 \div 7$
- $70 \div 7$
- $700 \div 7$



3. Een roomyse kos R3,50. Votlooi die tabel.

Roomyse	1	2	3	4	5	6	9	10
Rand	3,50							

Roomyse	11	12	13	15	20			
Rand						105	140	175

Gebruik die tabelle om uit te vind wat kos:

- 10 roomyse
- 20 roomyse
- 30 roomyse